

## Did You Know Certain Insulins Can Be Mixed?




### Why mix insulins?


























































































































Insulin administration can be a time-sink for nursing staff and an uncomfortable experience for residents. Mixing insulins decreases the frequency of potentially disagreeable administrations and expedites med pass time.

### However, not all insulins are compatible for mixing.

Certain products may be inappropriate for mixing if they are in the same or similar classes (similar pharmacokinetic properties would contraindicate their concomitant administration), if they are produced by different manufacturers (different buffering agents and preservatives used may precipitate or alter insulin products), if the insulin is packaged in any dosage form other than a vial (i.e., pens), or if the product's label indicates it should not be mixed for any other reason.

### Can I mix these insulins?

- YES**  Compatible Class AND product labels specifically support mixing
- NO**  Same Insulin  Incompatible class /  $\geq 1$  product's label does not affirm admixture

Novolog <sup>1</sup>											
Fiasp <sup>2</sup>											
Humalog <sup>3</sup>											
Apidra <sup>4</sup>											
Humulin R <sup>5</sup>											
Novolin R <sup>6</sup>											
Humulin N <sup>7</sup>											
Novolin N <sup>8</sup>											
Insulin Glargine <sup>9</sup>											
Levemir <sup>10</sup>											
Tresiba <sup>11</sup>											
	Novolog <sup>1</sup>	Fiasp <sup>2</sup>	Humalog <sup>3</sup>	Apidra <sup>4</sup>	Humulin R <sup>5</sup>	Novolin R <sup>6</sup>	Humulin N <sup>7</sup>	Novolin N <sup>8</sup>	Insulin Glargine <sup>9</sup>	Levemir <sup>10</sup>	Tresiba <sup>11</sup>

- This chart summarizes compatibilities among available insulin types and highlights explicit guidance found in the “Mixing of Insulins” statements within the Warning & Precautions section of each products’ FDA labels.
- This chart assumes a **conservative approach** to guiding insulin mixing by basing compatibility on explicit label statements from both involved products, such that mixing does not violate either insulin’s package insert instructions.
- The decision to mix insulins should be informed by product specifications, applicable laws, and corporate policies, with ultimate determination contingent upon the most stringent parameter to your practice.

***Don't see the type of insulin you're looking for?***

Checkout this brand-generic cheat sheet!

---

**Rapid acting Insulin**

Insulin Aspart: Novolog®, Fiasp®

Insulin Lispro: Humalog®

Insulin Glulisine: Aprida®



**Short Acting Insulin**

Insulin Regular: Humulin®R, Novolin®R



**Intermediate acting Insulin**

NPH: Humulin®N, Novolin®N



**Long Acting Insulin**

Insulin glargine: Lantus®, Basaglar®, Toujeo®

Insulin detemir: Levemir®

Insulin degludec: Tresiba®

**What do the Labels say?**

- <sup>1</sup> **NOVOLOG** can ONLY be mixed with NPH insulin.
  - NOVOLOG should be drawn into the syringe first, and the mixture should be injected immediately after mixing. Mixture should be injected within 15 minutes before a meal.
- <sup>2</sup> **FIASP** should NOT be mixed with any other insulin.
- <sup>3</sup> **HUMALOG** for subcutaneous injection should NOT be mixed with insulin preparations other than NPH insulin.
- <sup>4</sup> **APIDRA** can ONLY be mixed with NPH insulin.
  - APIDRA should be drawn into the syringe first and Injection should occur immediately after mixing. Mixture should be injected within 15 minutes before a meal.
- <sup>5</sup> **HUMULIN R** should NOT be mixed with insulins other than NPH insulin – specifically HUMULIN N.
  - To mix HUMULIN R and HUMULIN N, draw HUMULIN R into the syringe first. Inject immediately after mixing.
- <sup>6</sup> **NOVOLIN R** should ONLY be mixed with NPH insulin.
  - NOVOLIN R should be drawn into the syringe first and the mixture should be injected immediately after mixing.
- <sup>7</sup> **HUMULIN N** MAY be mixed with a prandial insulin if indicated – HUMULIN R or HUMALOG before injection.
  - If HUMULIN N is mixed with HUMULIN R, HUMULIN R should be drawn into the syringe first. Injection should occur immediately after mixing.
  - If HUMULIN N is mixed with HUMALOG, HUMALOG should be drawn into the syringe first. Injection should occur immediately after mixing.
- <sup>8</sup> **NOVOLIN N** CAN be mixed with Regular human insulin in the same syringe.
  - Do not mix NOVOLIN N with any other insulin except regular human insulin. If NOVOLIN N is mixed with regular human insulin, the regular human insulin should be drawn into the syringe first. Inject immediately after mixing.
- <sup>9</sup> **LANTUS, BASAGLAR, and TOUJEO** (3 available forms of Insulin Glargine) must NOT be mixed with any other insulin.
- <sup>10</sup> Do NOT dilute or mix **LEVEMIR** with any other insulin or solution.
- <sup>11</sup> Do NOT dilute or mix **TRESIBA** with any other insulin or solution.

**Rules of Thumb**

- A.** Both insulins proposed for mixing should be produced by the same manufacturer (as different manufacturers use varying buffer agents that may precipitate or otherwise cause incompatibility when mixed).
- B.** When mixing insulins, shorter-acting insulins should be drawn first and longer-acting insulins added to this syringe. Typically, this will cause a “clear-before-cloudy” approach, as intermediate- and long-acting insulins may have more cloudy appearances.
- C.** Insulin mixture is NEVER appropriate for IV or pump administration.